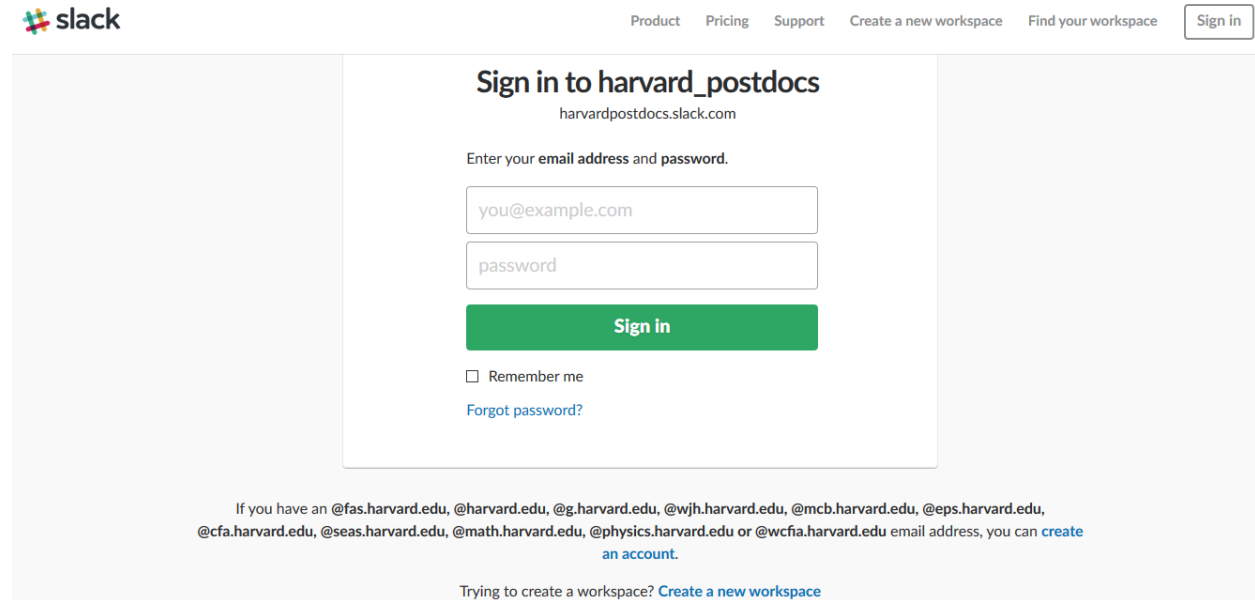


## Joining Harvardpostdocs.slack.com

Joining slack is as good as **FOUR** clicks

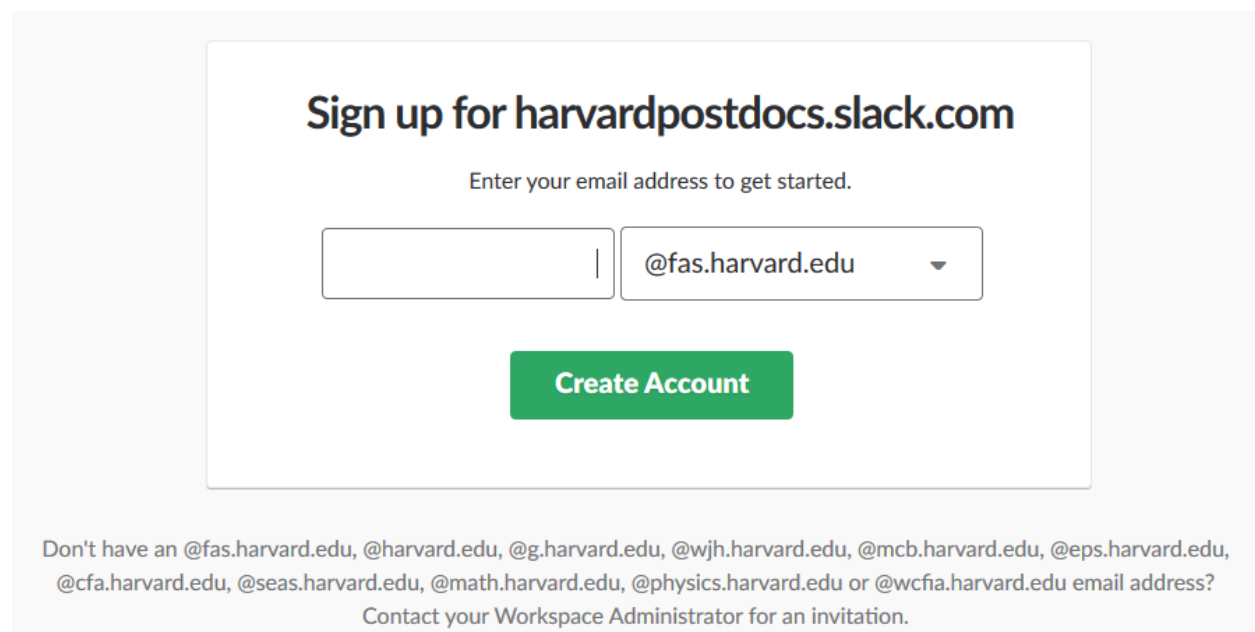
1. Click <https://harvardpostdocs.slack.com>



The screenshot shows the Slack sign-in interface for the workspace 'harvard\_postdocs'. At the top left is the Slack logo. To the right are navigation links: 'Product', 'Pricing', 'Support', 'Create a new workspace', 'Find your workspace', and a 'Sign in' button. The main content area is titled 'Sign in to harvard\_postdocs' with the workspace name 'harvardpostdocs.slack.com' below it. A prompt asks the user to 'Enter your email address and password.' There are two input fields: the first contains 'you@example.com' and the second contains 'password'. Below the fields is a green 'Sign in' button. Underneath the button are a 'Remember me' checkbox and a 'Forgot password?' link. At the bottom of the sign-in area, there is a note: 'If you have an @fas.harvard.edu, @harvard.edu, @g.harvard.edu, @wjh.harvard.edu, @mcb.harvard.edu, @eps.harvard.edu, @cfa.harvard.edu, @seas.harvard.edu, @math.harvard.edu, @physics.harvard.edu or @wcfa.harvard.edu email address, you can create an account.' Below this note is a link: 'Trying to create a workspace? Create a new workspace'.

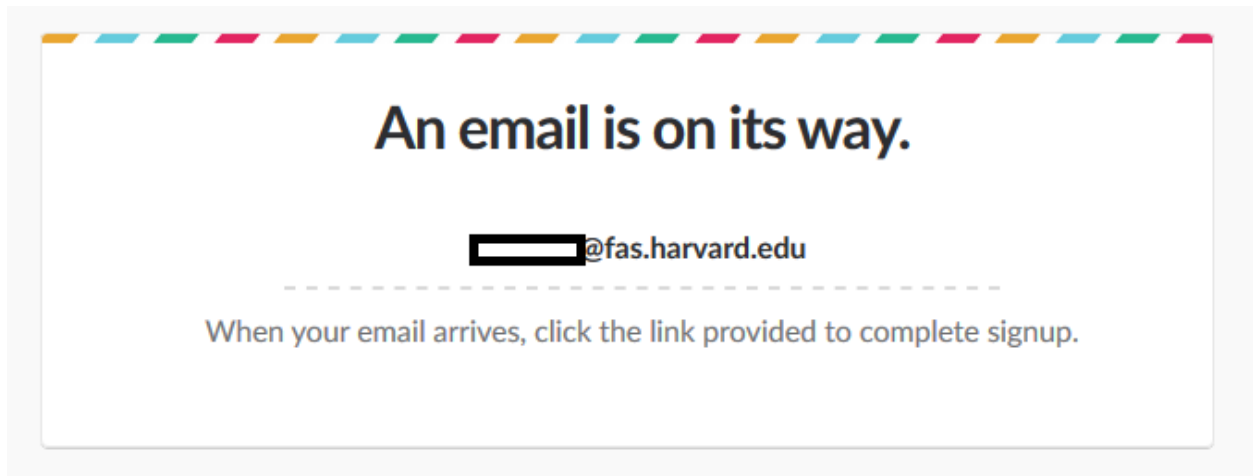
2. Click on Create an account.

**Note: If your Harvard email category is not listed, email us at [faspda@fas.harvard.edu](mailto:faspda@fas.harvard.edu)**




The screenshot shows the Slack sign-up interface for the workspace 'harvardpostdocs.slack.com'. The main heading is 'Sign up for harvardpostdocs.slack.com'. Below it, a prompt asks the user to 'Enter your email address to get started.' There is a large input field for the email address, which is currently empty. To the right of the input field is a dropdown menu showing '@fas.harvard.edu' with a downward arrow. Below the input field and dropdown is a green 'Create Account' button. At the bottom of the sign-up area, there is a note: 'Don't have an @fas.harvard.edu, @harvard.edu, @g.harvard.edu, @wjh.harvard.edu, @mcb.harvard.edu, @eps.harvard.edu, @cfa.harvard.edu, @seas.harvard.edu, @math.harvard.edu, @physics.harvard.edu or @wcfa.harvard.edu email address? Contact your Workspace Administrator for an invitation.'

An Email will be send to your Harvard email you provided



3. Click on the link in your email and create your password.



## Explore Slack

The screenshot shows a Slack interface for a channel named "#general". The left sidebar includes navigation options like "All Threads", "Channels" (with "# general" selected), "Direct Messages", "slackbot", "Invite People", and "Apps". The main content area shows a message from "jlewandowski" at 12:45 PM, which includes a PDF attachment titled "IMPACT flyer Spring 2018-1.pdf" (2 MB). The flyer features a photo of three people and text: "APPLICATIONS OPEN", "IMPACT Program for career development", "For Post-doctoral and advanced Pre-doctoral trainees", and "In IMPACT, you will be challenged to refine your research focus and to identify the most promising paths to achieve real-world impact. Expert faculty from a broad range of...". The channel header shows "Thursday, November 2nd" and "47" members.

4. Click on channels. Explore available channels and create new ones.

ⓘ About channels...



### Browse channels

New channel

🔍 Search channels

Show: All channels ▼

Sort: Channel Name ▼

**# general** 47  
Created by jlewandowski on August 7th, 2017  
This channel is for team-wide communication and announcements. All team members are in this channel.

**# random** 47  
Created by jlewandowski on August 7th, 2017  
A place for non-work-related flimflam, faffing, hodge-podge or jibber-jabber you'd prefer to keep out of more focused work-related channels.